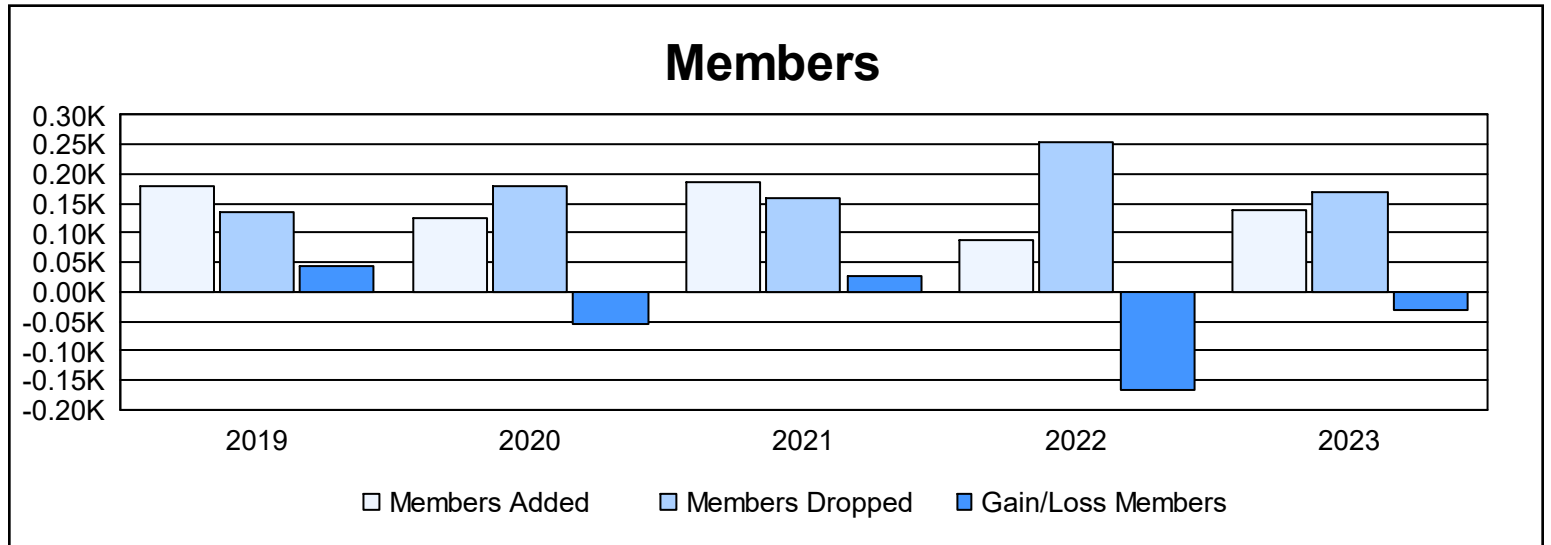
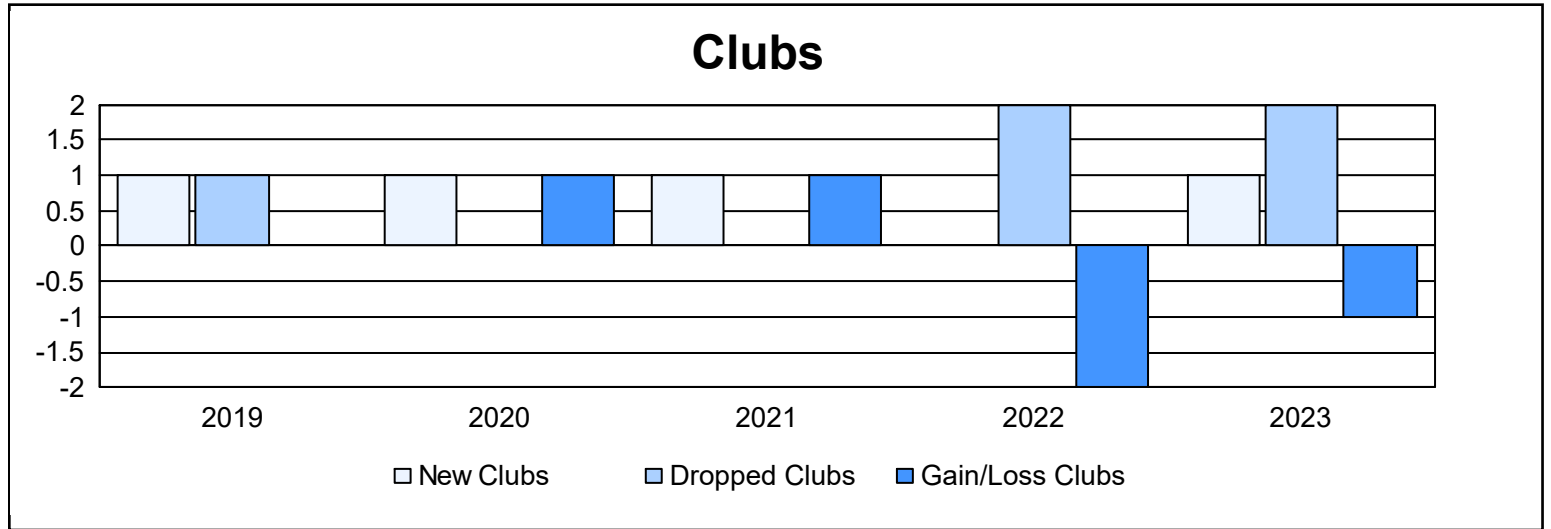
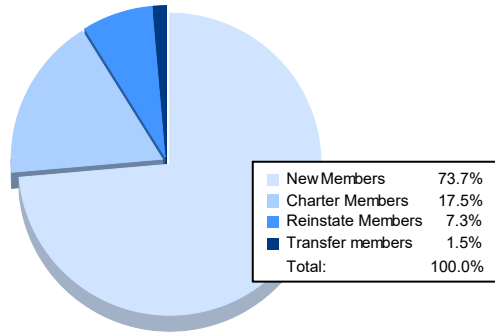


Year	New Clubs	Dropped Clubs	Gain/ Loss Clubs	New Members	Charter Members	Reinstate Members	Transfer Members	Total Member Added	Total Members Dropped	Gain/ Loss Members
2018-2019	1	1	0	137	31	10	0	178	134	44
2019-2020	1	0	1	97	20	5	3	125	180	-55
2020-2021	1	0	1	140	24	18	3	185	159	26
2021-2022	0	2	-2	74	1	13	0	88	253	-165
2022-2023	1	2	-1	101	24	10	2	137	169	-32
<b>Average</b>	<b>1</b>	<b>1</b>	<b>0</b>	<b>110</b>	<b>20</b>	<b>11</b>	<b>2</b>	<b>143</b>	<b>179</b>	<b>-36</b>



### Membership Composition June 2023 Cumulative



### Gender Composition June 2023 Cumulative

